

**WALK-THROUGH OF END-TO-END,  
ROLL ON ROLL OFF PROCESS FOR GOODS  
ENTERING OR LEAVING THE UK**

## Introduction and objectives

---

- 1 Walk through of **RoRo process to import and export and transit goods** to the UK in a 'no deal' scenario
- 2 Details on **three key processes**:
  - Customs applications & requirements
  - Safety & Security Declarations
  - Food, animals, plants and other controlled goods
- 3 **List of actions** to help you prepare
- 4 **Sources** for further information



# Focus on Day 1 'no deal' operating model for commercial importers

## Day 1

How to be compliant as of 11pm (UK time) 29 March




## RoRo Ports

Roll-on Roll-off transit



## Imports

Goods arriving in UK from the EU or from rest of world transiting through EU



## UK excl. NI

UK borders with EU 27, excluding Northern Irish border



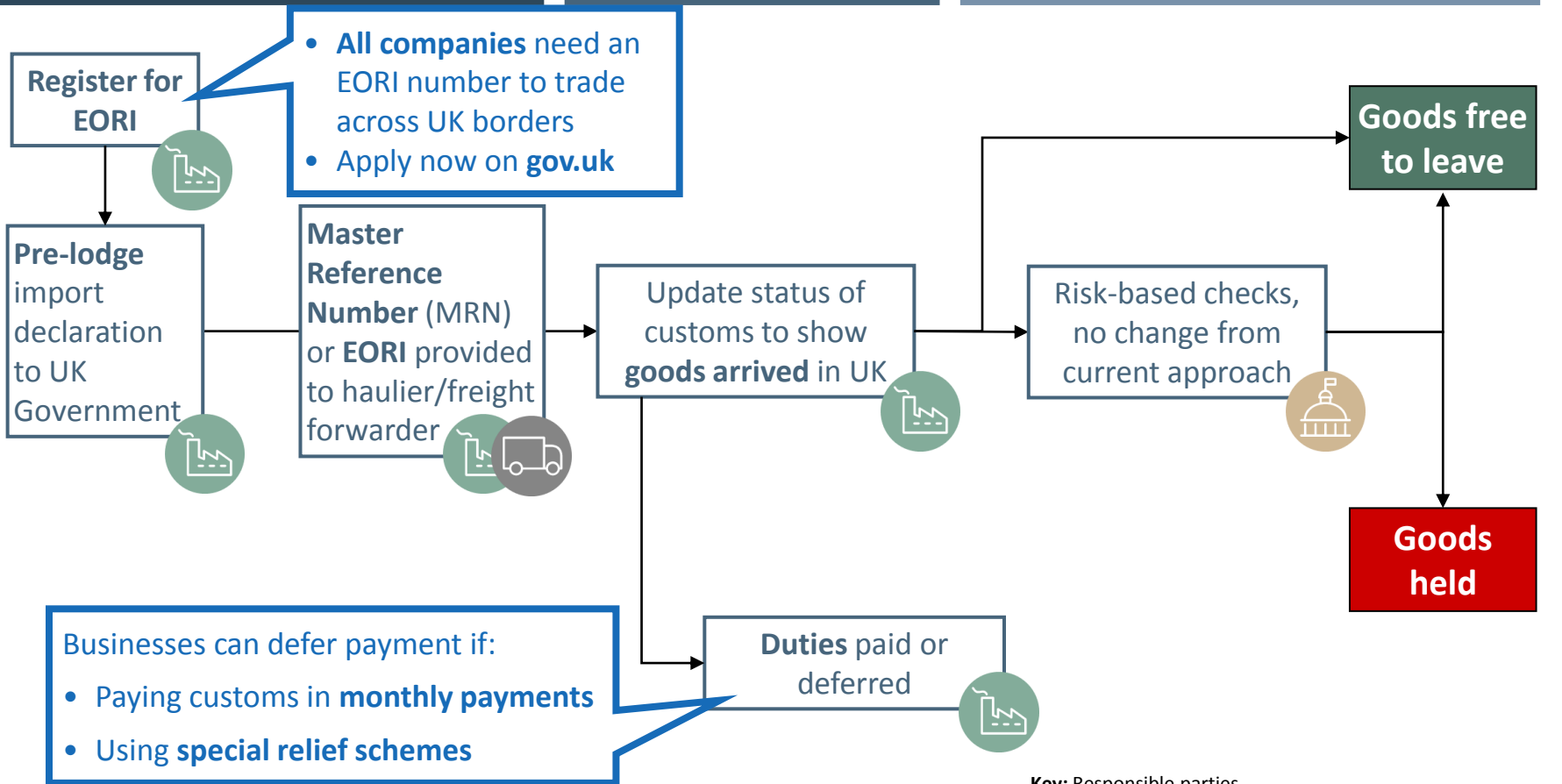
# Importing your goods on 'Day 1'

## CUSTOMS

Pre-border

En route

At UK border



Key: Responsible parties



Business



Haulier



UK Government

## Make sure you and your supply chain understand the submission process

---

### CUSTOMS



Apply for **one-off registrations** (e.g. EORI)



Confirm you can complete each **data field** in the Declaration e.g. providing EORI number, and share with your customs agent if use one



Agree responsibilities with your **customs agent and logistics provider** for each part of the process and update your contracts to reflect this.



Decide if you can use a **deferment account** for your import payments



Identify **software** for submitting documents, if you do not use a customs agent

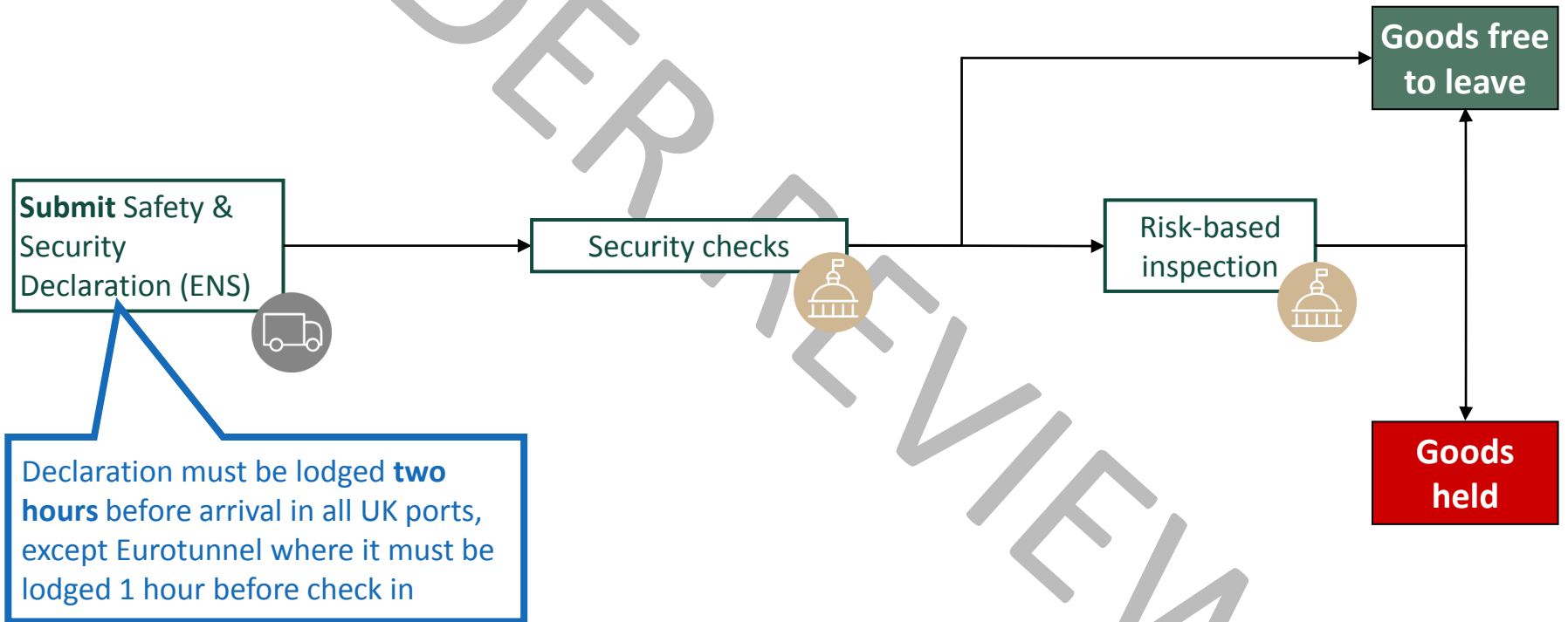
# Importing your goods on 'Day 1'

## SAFETY & SECURITY

Pre-border

En route

At UK border



Key: Responsible parties



Carrier



Haulier



UK Government

## Make sure you and your supply chain are clear on the **Who, What, When and How** for submitting these new requirements

---

### SAFETY & SECURITY



Agree responsibilities with your **logistics provider / customer** for each part of the process and update your contracts to reflect this



Confirm you can complete each **data field** in the Declaration form



Carrier responsible for Declaration submission **two hours before arrival** in UK (1 hour before Eurotunnel check in). Carrier can delegate activity to a third party



Prepare your business for using the **Import Control System (ICS)** and submitting

# Importing your goods on 'Day 1'

CONTROLLED GOODS

HIGH-RISK FOOD & FEED

## Pre-border

Obtain necessary certificates/licenses



Pre-lodge declaration on relevant system(s)



## En route

Documentation checks



## At UK border

No additional checks on food and feed originating from the EU on Day 1



## Post border

Travel to UK Point of Entry e.g. HR FNAO must enter via a DPE. High risk food and feed from a 3rd country via the EU to the UK must enter via a UK BIP or DPE, or via a designated port for direct landing of fish from EU vessels



Goods free to leave

Goods held

- Notify the relevant UK Government agency for **certain controlled products**
- Note: Third Country high risk food not of animal origin (HR FNAO) must enter via a **UK DPE**
- Note: There is no RoRo DPE or BIP at either **Dover or the Channel Tunnel**
- Submit information via relevant IT system (e.g. TRACES/UK import system)

Key: Responsible parties



Business



UK Government



## Check restrictions on goods you import to understand the impact on document submission, route planning or costs

---

CONTROLLED GOODS

ANIMALS & FOODS



Check what **documents and/or certificates** (e.g. Export Health Certificate, Catch Certificate) are required for the goods you import across the UK-EU border and apply for them



Check if you need to **pre-notify the UK authorities** about the goods you import across the UK-EU border and how to do so



**Plan with logistics provider** for travel to UK Point of Entry including via a UK Border Inspection Post or Designated Point of Entry (where appropriate)



Check the **systems** (e.g. UK import system, IPAFFS) you need to use and prepare your business to do so

# Importing your goods on 'Day 1'

CONTROLLED GOODS

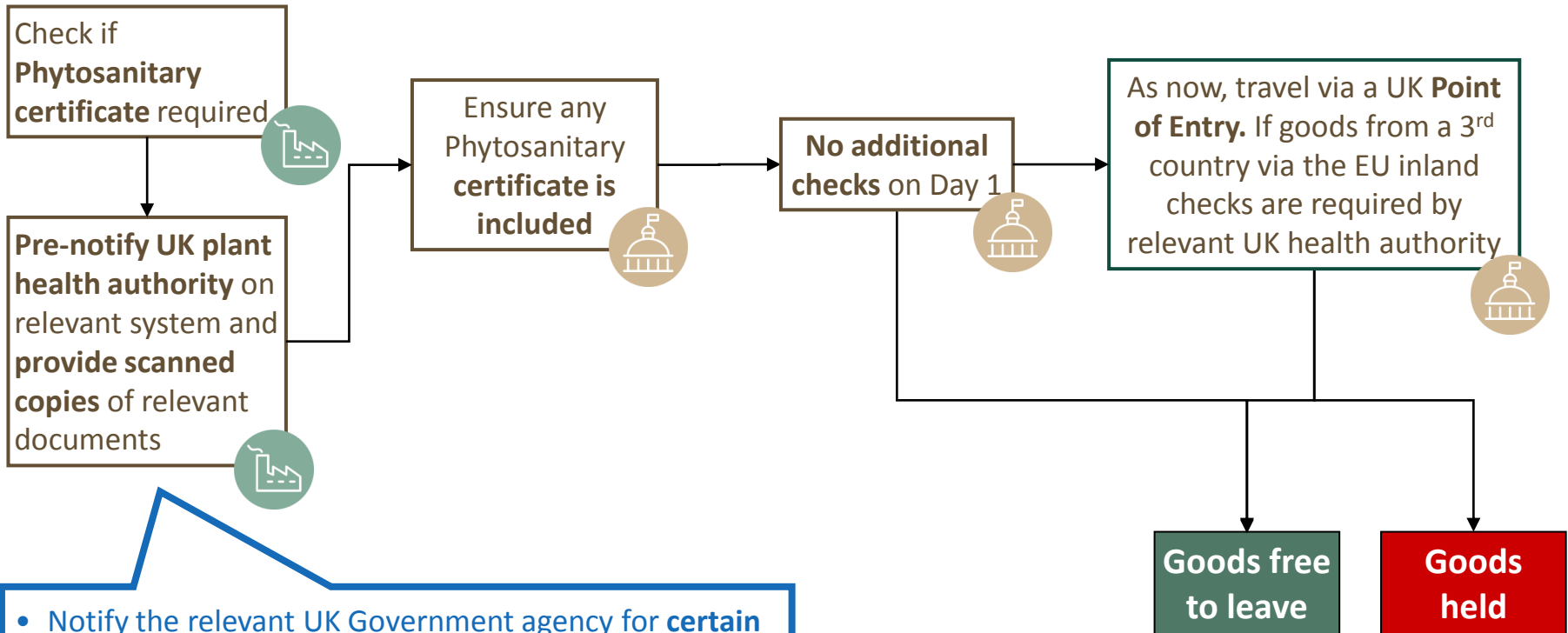
PLANTS

Pre-border

En route

At UK border

Post border



- Notify the relevant UK Government agency for **certain controlled products**, e.g. plants and plant products managed under the EU plant passport regime
- Submit information via PEACH IT system

Key: Responsible parties



Business



UK Government

## Check restrictions on goods you import to understand the impact on document submission, route planning or costs

---

CONTROLLED GOODS

PLANTS



Check what **documents and/or certificates** (e.g. Phytosanitary Certificate) are required for the goods you import across the UK-EU border and apply for them



**Pre-notify the UK authorities** about the goods you import across the UK-EU border using the PEACH system (for goods entering in England and Wales).



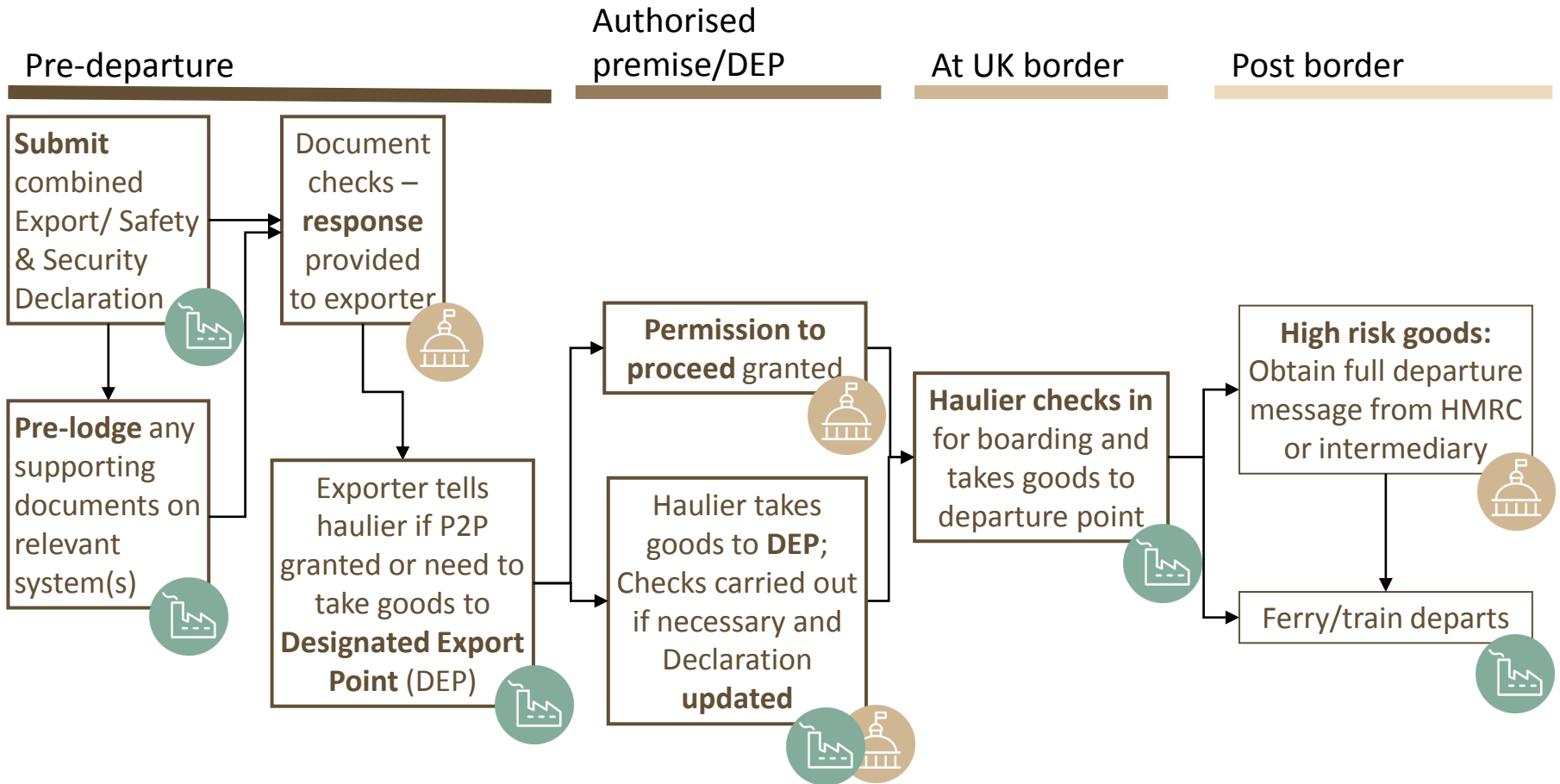
**Plan with logistics provider** for travel via a UK Point of Entry.

If your goods have come from a 3<sup>rd</sup> country via the EU and are entering via a RoRo port, arrange inland checks at authorised trade premises with UK plant health authority.

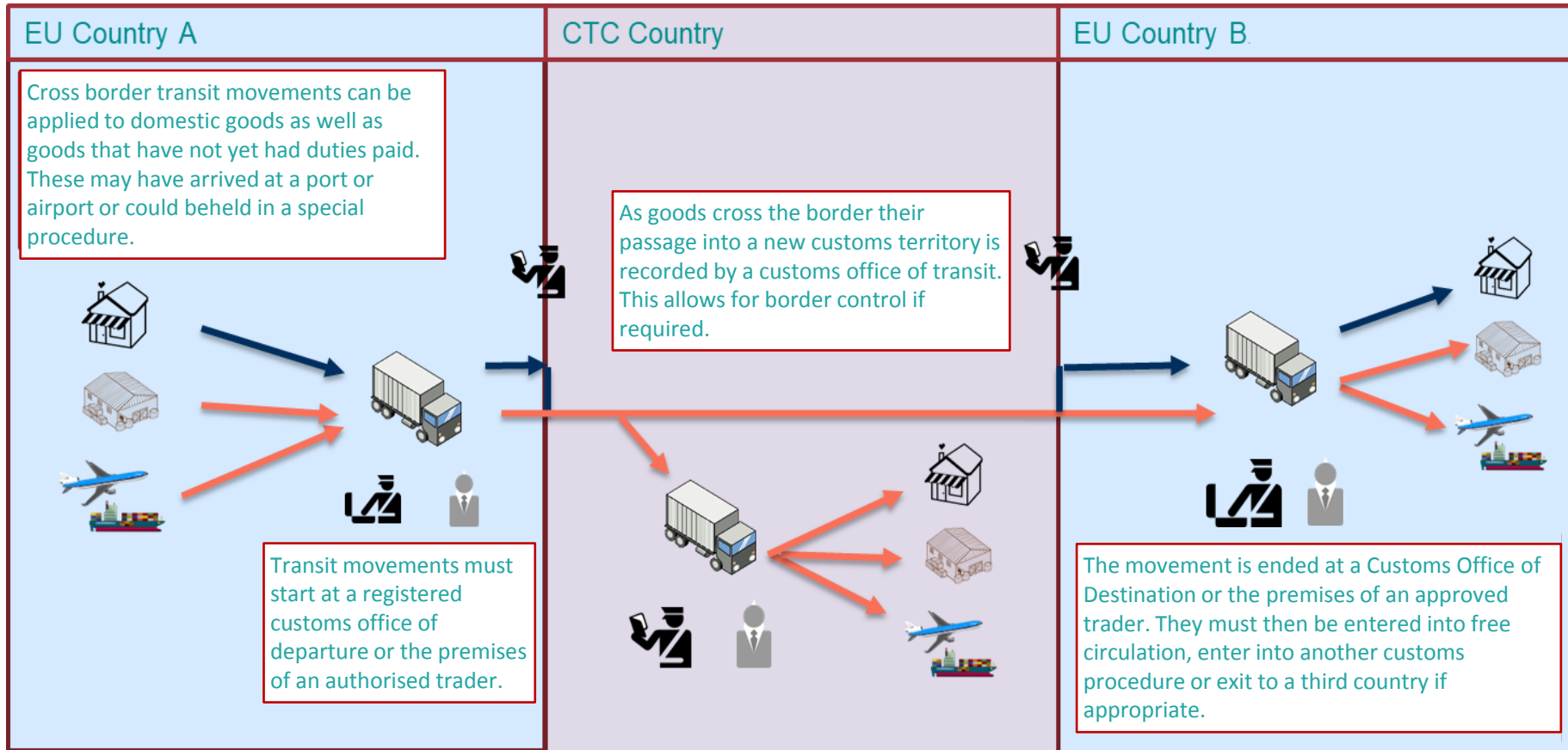
# Exporting your goods borders on 'Day 1'

CUSTOMS AND SAFETY/SECURITY

EXPORTS



# Transit as a border facilitation across multiple customs territories



# Prepare your business now to ensure you, your customers and suppliers are ready for EU Exit

---

## Additional actions for hauliers/freight forwarders

---

- Review **receiving & processing data** for Safety & Security Declarations, including:
  - How to receive data from clients
  - When to submit
  - How to provide drivers with correct & timely information
- Review process to **share vehicle registration number** with customers for customs declarations
- **Transport documentation** is expected to remain the same. The UK Government has confirmed it will:
  - Continue with existing insurance and driver hour arrangements
  - Recognise driver CPC, driving licences and other transport documentation
- The UK Government position on **market access** has not yet been finalised, but we have previously been clear that we want to **avoid permits** and **welcome the EU Commission's recent proposal**, which is subject to further discussion and will need to be agreed



# Prepare your business now to ensure you, your customers and suppliers are ready for EU Exit

---

## 6 immediate actions to prepare for EU Exit

---

### Customs

### and Safety & Security Declarations

- Register for an **EORI number** with your home country's customs office
- Review the **information needed** for the Declaration forms
- Apply for a **deferment account**, if you are eligible
- **Agree responsibilities** with your customs agent and/or logistics provider

### Controlled products

- Apply for **ID documents and/or certificates for goods**
- Plan logistics for **travel via inland locations**, incl. Border Inspection Posts & Designated Points of Entry



# Use the information available today, online and through industry to help you understand and prepare for the changes at UK borders

---

## UK Gov information

---

- Speak with officials & visit stalls today
- Go online:
  - [gov.uk/euexit](https://www.gov.uk/euexit)
  - [gov.uk/euexitdriving](https://www.gov.uk/euexitdriving)
  - Partnership Pack
  - Step-by-step guides
  - Technical notices

## Industry sources

---

- Trade Associations
- Chambers of Commerce
- Other companies in your supply chain



**To stay ahead, start preparing your business now**

